

RENOLD
Syno™

The 'no more lube' range



RENOLD
Superior Chain Technology

www.renold.com

Renold Syno™ Chain

Three solutions, one aim. **No more lube!**

If it's an easy life you want, if lubrication causes you problems, then Renold has the answer! The Renold Syno range sets a new benchmark for chain performance with little or no lubrication. Covering both small and large pitch sizes, Renold has tailored its technology to suit your requirements with a range of three different products under the Renold Syno name.



◀ Nickel-plated

Nickel-plated

For use in hygiene-sensitive applications or situations where contamination from lubricant is to be avoided, Renold Syno Nickel Plated chain displays all the characteristics you need from a chain. With a food industry-approved lubricant within the sintered bush, this chain will in almost all instances not need relubricating. The roller coating is also suitable for use in the food industry; a unique feature on any chain.

Available in boxed 10-foot lengths from 06B to 24B and ANSI 40 to ANSI 100, simplex and duplex with a standard pin diameter, this means that Renold Syno Nickel Plated chain is dimensionally interchangeable with standard roller chain and is even compatible with standard sprockets.

With the kind of excellent wear and fatigue resistance that you expect from a Renold chain, Syno Nickel Plated chain outlasts any competitor product promoted as low-lube or non-lube. Already tried and tested by major companies in the food sector and elsewhere, if you have to operate with minimal lubrication but can't compromise on performance, we can boost your productivity, cut your downtime and save you time and money.

- **No lubrication normally required**
- **Outside of chain totally dry-to-the-touch**
- **Nickel-plated plates**
- **Food industry-approved lubricant within the sintered bush**
- **Unique food industry-approved roller coating**
- **Dimensionally interchangeable with standard chain**
- **ISO standard pin diameter, therefore standard attachments on outer links**



◀ Stainless Steel

Stainless Steel

If you need to specify a stainless steel option, for extra corrosion resistance, Renold Syno Stainless Steel is available in boxed 10-foot lengths from 08B to 16B, simplex and duplex.

With a sintered bush of its own, Renold Syno Stainless Steel chain will need much less frequent relubrication than a standard stainless steel chain and will also have the high wear resistance that is designed into every Renold product.

- **Excellent corrosion resistance**
- **Excellent wear and fatigue resistance**
- **Sintered bush design similar to Syno Nickel Plated chain**
- **Ideal for hygiene-sensitive applications**
- **Standard attachments available**
- **Full size range, in European (BS) standards**



◀ Polymer Bush

Polymer Bush

For higher loads and more heavy-duty applications, the Renold Syno range takes on the serious business of wear and fatigue resistance through the addition of a polymer sleeve between the pin and bush. This highly durable and wear resistant polymer – specifically developed for Renold – as well as a polymer roller that has been tested for impact resistance and load capabilities means that the chain can be operated without any lubrication. Available in 28B – 40B and ANSI 120 to 200 and ideal for applications where it is not possible or not advisable to lubricate a chain, Renold Syno Polymer Bush chain can be considered for:

- Outdoor or wash down environments
- Car assembly plants or steel mills
- Environments where lubrication may contaminate products
- Forestry, saw mills or paper mills
- Environments where lubrication may cause contaminants to stick to the chain and possibly get into bearing areas, seizing up the chain
- Textile plants
- Mixers

With a corrosion resistant surface treatment adding to the variety of applications it can cope with, Renold Syno Polymer Bush chain is a truly versatile product.

- **Totally lubrication-free chain**
- **Sizes from 28B to 40B and from ANSI 120 to 200**
- **Revolutionary polymer bush removes need for chain to be lubricated**
- **Superior corrosion resistance surface treatment**
- **Ideal for outdoor environments**
- **Heavy-duty polymer roller able to contend with high loads**
- **Attachments available**

Renold Syno

Ideal for all these applications



Food

For food processing environments, cleanliness is critical; the Renold Syno range is ideal for this. Think of the ways your application could benefit.

Bottling

Chain used in bottling applications benefits from corrosion resistance and lubrication considerations are key.

Packaging

Packaging must be transported without contamination, think “Syno” and your problems are solved.

Paper

The printing industry goes to great lengths to ensure their output is protected from grease and dirt. Choose Renold Syno for a clean environment.

Textile

No stain removal required when you specify Renold Syno chain for use in textile manufacturing environments.

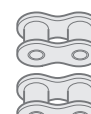
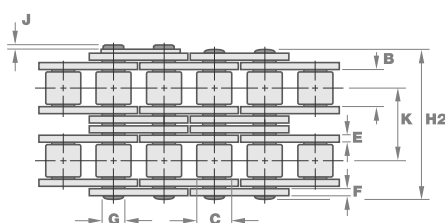
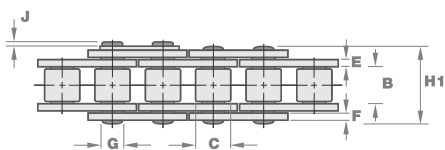
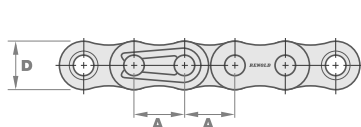
Sawmills

Heavy loads, dirt and grime are all to be expected in sawmills. Lubrication will attract this kind of debris causing a dramatically shortened working life. Syno Polymer Bush chain shows other chains the way!

Car assembly

Car assembly lines are an example of the need for no lubricant contamination to vehicle panels or interiors. Syno Polymer Bush chain is lubricant-free and can take the strain without the squeaking noise made by other chain brands.

Renold Syno Nickel Plated



No. 4



No. 26



No. 107



No. 12



No. 11



No. 30

European (BS) standard - simplex

Dimensions (mm)

Renold Chain No.	ISO No.	Pitch (inch)	Pitch (mm)	Inside Width Min.	Roller Diam. Max.	Plate Height Max.	Inner Plate Thickness Max.	Outer Plate Thickness Max.	Pin Diam. Max.	Pin Length Max.	Conn Link Extension Max.	Transverse Pitch Nom	Tensile Strength Min.	Mass kg/m	Connecting links					
															No. 4	No. 107	No. 26	No. 11	No. 12	No. 30
		A	A	B	C	D	E	F	G	H1	J	K	(N)†							
110438	06B-1	0.375	9.525	5.720	6.350	8.200	1.290	1.040	3.280	12.500	1.100	-	8900	0.400	✓	✓	✓	-	-	✓
110446	08B-1	0.500	12.700	7.750	8.510	11.700	1.810	1.550	4.450	17.000	2.000	-	17800	0.730	✓	✓	✓	-	-	✓
110456	10B-1	0.625	15.875	9.650	10.160	14.600	2.040	1.550	5.080	19.600	1.400	-	22200	1.010	✓	✓	✓	✓	-	✓
110466	12B-1	0.750	19.050	11.680	12.070	16.000	2.420	1.810	5.720	23.600	2.500	-	28900	1.300	✓	✓	✓	✓	-	✓
110488	16B-1	1.000	25.400	17.020	15.880	20.200	3.760	3.060	8.270	35.000	3.000	-	60000	2.720	✓	✓	✓	✓	✓	✓
110506	20B-1	1.250	31.750	19.560	19.050	25.300	4.460	4.160	10.170	41.400	2.100	-	95000	3.750	✓	✓	✓	✓	✓	✓
110527	24B-1	1.500	38.100	25.400	25.400	33.400	6.080	4.880	14.630	52.600	5.100	-	160000	7.350	✓	✓	-	✓	✓	✓

European (BS) standard - duplex

Dimensions (mm)

Renold Chain No.	ISO No.	Pitch (inch)	Pitch (mm)	Inside Width Min.	Roller Diam. Max.	Plate Height Max.	Inner Plate Thickness Max.	Outer Plate Thickness Max.	Pin Diam. Max.	Pin Length Max.	Conn Link Extension Max.	Transverse Pitch Nom	Tensile Strength Min.	Mass kg/m	Connecting links					
															No. 4	No. 107	No. 26	No. 11	No. 12	No. 30
		A	A	B	C	D	E	F	G	H2	J	K	(N)†							
114438	06B-2	0.375	9.525	5.720	6.350	8.200	1.290	1.040	3.280	23.000	1.100	10.240	16000	0.760	✓	✓	✓	-	-	✓
114446	08B-2	0.500	12.700	7.750	8.510	11.700	1.810	1.550	4.450	30.900	2.000	13.920	31100	1.400	✓	✓	✓	✓	-	✓
114456	10B-2	0.625	15.875	9.650	10.160	14.600	2.040	1.550	5.080	36.200	1.400	16.590	44500	1.930	✓	✓	✓	✓	-	✓
114466	12B-2	0.750	19.050	11.680	12.070	16.000	2.420	1.810	5.720	43.100	2.500	19.460	57800	2.470	✓	✓	✓	✓	-	✓
114488	16B-2	1.000	25.400	17.020	15.880	20.200	3.760	3.060	8.270	66.800	3.000	31.880	106000	5.400	✓	✓	✓	✓	✓	✓
114506	20B-2	1.250	31.750	19.560	19.050	25.300	4.460	4.160	10.170	77.900	2.100	36.450	170000	7.060	✓	✓	✓	✓	✓	✓
114527	24B-2	1.500	38.100	25.400	25.400	33.400	6.080	4.880	14.630	101.000	5.100	48.360	280000	14.700	✓	✓	-	✓	✓	✓

ANSI standard - simplex

Dimensions (mm)

Renold Chain No.	ISO No.	Pitch (inch)	Pitch (mm)	Inside Width Min.	Roller Diam. Max.	Plate Height Max.	Inner Plate Thickness Max.	Outer Plate Thickness Max.	Pin Diam. Max.	Pin Length Max.	Conn Link Extension Max.	Transverse Pitch Nom	Tensile Strength Min.	Mass kg/m	Connecting links					
															No. 4	No. 107	No. 26	No. 11	No. 12	No. 30
		A	A	B	C	D	E	F	G	H1	J	K	(N)†							
119443	40-1	0.500	12.700	7.850	7.920	11.700	1.760	1.550	3.970	16.900	2.000	-	13900	0.670	✓	✓	✓	✓	-	✓
119453	50-1	0.625	15.875	9.400	10.160	14.600	2.420	2.040	5.080	21.100	2.500	-	21800	1.120	✓	✓	✓	✓	-	✓
119463	60-1	0.750	19.050	12.570	11.910	17.500	3.230	2.450	5.950	27.000	2.500	-	31300	1.730	✓	✓	✓	✓	-	✓
119483	80-1	1.000	25.400	15.750	15.880	23.000	4.060	3.060	7.920	33.700	3.100	-	55600	2.900	✓	✓	✓	✓	✓	✓
119503	100-1	1.250	31.750	18.900	19.050	25.300	4.460	4.160	9.530	40.600	3.500	-	87000	3.610	✓	✓	-	✓	✓	✓

ANSI standard - duplex

Dimensions (mm)

Renold Chain No.	ISO No.	Pitch (inch)	Pitch (mm)	Inside Width Min.	Roller Diam. Max.	Plate Height Max.	Inner Plate Thickness Max.	Outer Plate Thickness Max.	Pin Diam. Max.	Pin Length Max.	Conn Link Extension Max.	Transverse Pitch Nom	Tensile Strength Min.	Mass kg/m	Connecting links					
															No. 4	No. 107	No. 26	No. 11	No. 12	No. 30
		A	A	B	C	D	E	F	G	H2	J	K	(N)†							
115443	40-2	0.500	12.700	7.850	7.920	11.700	1.760	1.550	3.970	31.300	2.000	14.380	27800	1.300	✓	✓	✓	✓	-	✓
115453	50-2	0.625	15.875	9.400	10.160	14.600	2.420	2.040	5.080	39.200	2.500	18.110	43600	2.110	✓	✓	✓	✓	-	✓
115463	60-2	0.750	19.050	12.570	11.910	17.500	3.230	2.450	5.950	49.800	2.500	22.780	62600	3.460	✓	✓	✓	✓	-	✓
115483	80-2	1.000	25.400	15.750	15.880	23.000	4.060	3.060	7.920	63.000	3.100	29.290	111200	5.600	✓	✓	✓	✓	✓	✓
115503	100-2	1.250	31.750	18.900	19.050	25.300	4.460	4.160	9.530	76.400	3.500	35.760	174000	6.950	✓	✓	-	✓	✓	✓

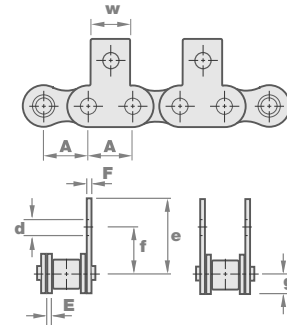
Renold Chain products that are dimensionally in line with the ISO standard far exceed the stated ISO minimum tensile strength requirements. However Renold does not consider breaking load to be a key indicator of performance because it ignores the principal factors of wear and fatigue. In these areas, Renold products are designed to produce the best possible results and independent testing proves this. In this catalogue, where the ISO breaking load is quoted, it should be noted that we are stating that the Renold product conforms to the ISO minimum standard. Independent test results show that the minimum (many companies quote averages) breaking loads are far in excess of the ISO minimum. Where the quoted breaking load is not described as being the ISO minimum, the product has no relevant ISO standard. In this case, the breaking loads quoted are the minimum guaranteed. Triplex versions are available on request.

Renold Syno Nickel Plated (BS) Attachments

BS Standard M1 attachments (outer plates only)

Dimensions (mm)

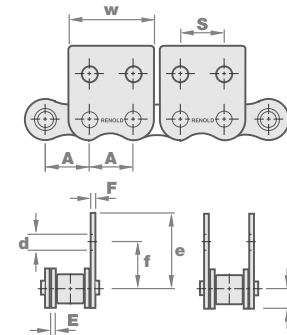
ISO No.	Pitch (inch)	Pitch (mm)			(max)				
	A	A	E	F	d	e	f	g	w
06B-1	0.375	9.525	1.290	1.040	3.500	14.500	10.100	4.000	8.000
08B-1	0.500	12.700	1.810	1.550	4.500	20.800	13.000	5.800	11.000
10B-1	0.625	15.875	2.040	1.550	5.500	24.900	16.500	6.800	14.000
12B-1	0.750	19.050	2.420	1.810	6.800	28.200	21.000	8.100	18.000
16B-1	1.000	25.400	3.760	3.060	6.800	39.700	23.000	10.000	24.000



BS Standard M2 attachments (outer plates only)

Dimensions (mm)

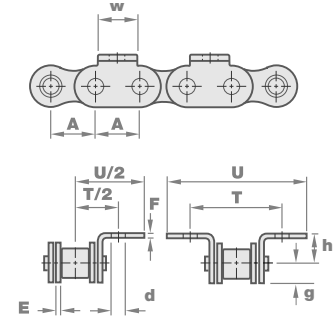
ISO No.	Pitch (inch)	Pitch (mm)				(max)				
	A	A	E	F	S	d	e	f	g	w
06B-1	0.375	9.525	1.290	1.040	9.500	3.500	14.500	10.100	4.000	17.600
08B-1	0.500	12.700	1.810	1.550	12.700	4.500	20.800	13.000	5.800	24.400
10B-1	0.625	15.875	2.040	1.550	15.800	5.500	24.900	16.500	6.800	29.900
12B-1	0.750	19.050	2.420	1.810	19.000	6.800	28.200	21.000	8.100	35.400
16B-1	1.000	25.400	3.760	3.060	25.400	6.800	39.700	23.000	10.000	46.200



BS Standard K1 attachments (outer plates only)

Dimensions (mm)

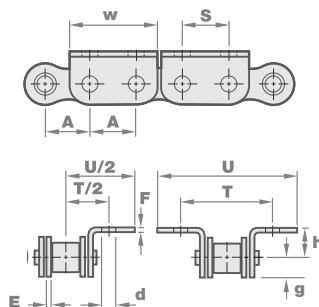
ISO No.	Pitch (inch)	Pitch (mm)				(max)	(max)			
	A	A	E	F	T	U	d	g	h	w
06B-1	0.375	9.525	1.290	1.040	19.600	28.600	3.500	4.000	6.700	8.000
08B-1	0.500	12.700	1.810	1.550	25.900	42.000	4.500	5.800	8.900	11.000
10B-1	0.625	15.875	2.040	1.550	32.700	49.900	5.500	6.800	10.300	14.000
12B-1	0.750	19.050	2.420	1.810	39.800	54.400	6.800	8.100	13.500	18.000
16B-1	1.000	25.400	3.760	3.060	50.800	85.600	6.800	10.000	15.900	24.000



BS standard K2 attachments (outer plates only)

Dimensions (mm)

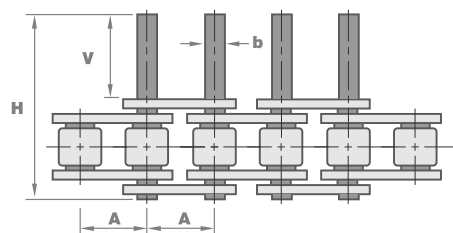
ISO No.	Pitch (inch)	Pitch (mm)					(max)	(max)			
	A	A	E	F	S	T	U	d	g	h	w
06B-1	0.375	9.525	1.290	1.040	9.500	19.600	28.600	3.500	4.000	6.700	17.600
08B-1	0.500	12.700	1.810	1.550	12.700	25.900	42.000	4.500	5.800	8.900	24.400
10B-1	0.625	15.875	2.040	1.550	15.800	32.700	49.900	5.500	6.800	10.300	29.900
12B-1	0.750	19.050	2.420	1.810	19.000	39.800	54.400	6.800	8.100	13.500	35.400
16B-1	1.000	25.400	3.760	3.060	25.400	50.800	85.600	6.800	10.000	15.900	46.200



BS Standard Extended Bearing Pins - Type D

Dimensions (mm)

ISO No.	Pitch (inch)	Pitch (mm)	Pin Diameter	Extension Length Max.	Pin Length Max.
	A	A	B	V	H
06B-1	0.375	9.525	3.280	11.300	23.000
08B-1	0.500	12.700	4.450	14.800	30.900
10B-1	0.625	15.875	5.080	17.600	36.200
12B-1	0.750	19.050	5.720	20.700	43.100
16B-1	1.000	25.400	8.270	33.300	66.800

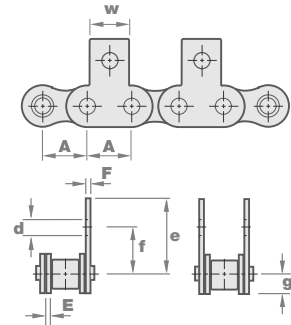


Renold Syno Nickel Plated (ANSI) Attachments

ANSI standard M1 attachments (outer plates only)

Dimensions (mm)

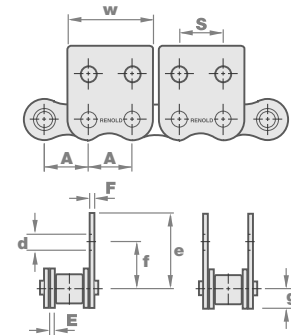
ANSI No.	Pitch (inch)	Pitch (mm)			(max)				
	A	A	E	F	d	e	f	g	w
40	0.500	12.700	1.810	1.550	3.500	17.500	12.700	5.500	9.500
50	0.625	15.875	2.420	2.040	5.500	24.600	15.900	7.150	12.700
60	0.750	19.050	3.230	2.450	5.500	26.000	18.300	8.600	15.900
80	1.000	25.400	4.060	3.060	6.800	39.700	24.600	10.250	24.000



ANSI standard M2 attachments (outer plates only)

Dimensions (mm)

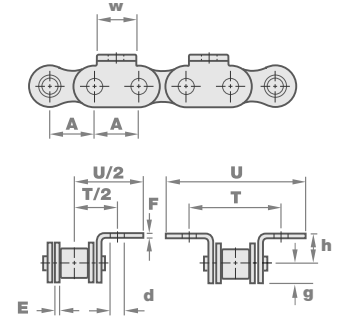
ANSI No.	Pitch (inch)	Pitch (mm)			(max)					
	A	A	E	F	S	d	e	f	g	w
40	0.500	12.700	1.810	1.550	12.700	3.500	17.500	12.700	5.500	24.000
50	0.625	15.875	2.420	2.040	15.800	5.500	24.600	15.900	7.150	29.900
60	0.750	19.050	3.230	2.450	19.000	5.500	27.700	18.300	8.600	35.600
80	1.000	25.400	4.060	3.060	25.400	6.800	39.700	24.600	10.250	46.200



Renold standard K1 attachments (outer plates only)

Dimensions (mm)

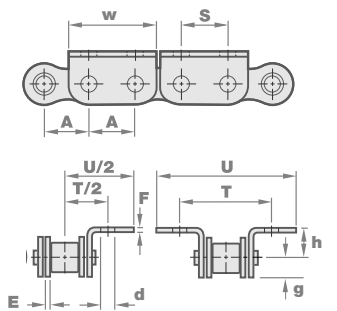
ANSI No.	Pitch (inch)	Pitch (mm)				(max)	(max)			
	A	A	E	F	T	U	d	g	h	w
40	0.500	12.700	1.810	1.550	26.000	36.400	3.500	5.500	7.900	9.500
50	0.625	15.875	2.420	2.040	32.800	50.800	5.500	7.150	10.300	12.700
60	0.750	19.050	3.230	2.450	39.800	59.700	5.500	8.600	11.900	15.900
80	1.000	25.400	4.060	3.060	52.500	84.300	6.800	10.250	15.900	24.000



Renold standard K2 attachments (outer plates only)

Dimensions (mm)

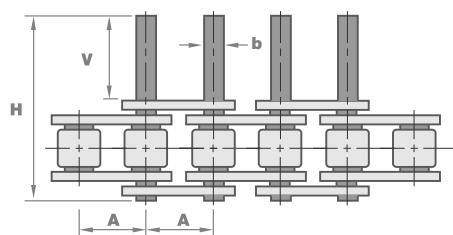
ANSI No.	Pitch (inch)	Pitch (mm)					(max)	(max)			
	A	A	E	F	S	T	U	d	g	h	w
40	0.500	12.700	1.810	1.550	12.700	26.000	36.400	3.500	5.500	7.900	24.000
50	0.625	15.875	2.420	2.040	15.800	32.800	50.800	5.500	7.150	10.300	29.900
60	0.750	19.050	3.230	2.450	19.000	39.800	59.700	5.500	8.600	11.900	35.600
80	1.000	25.400	4.060	3.060	25.400	52.500	84.300	6.800	10.250	15.900	46.200



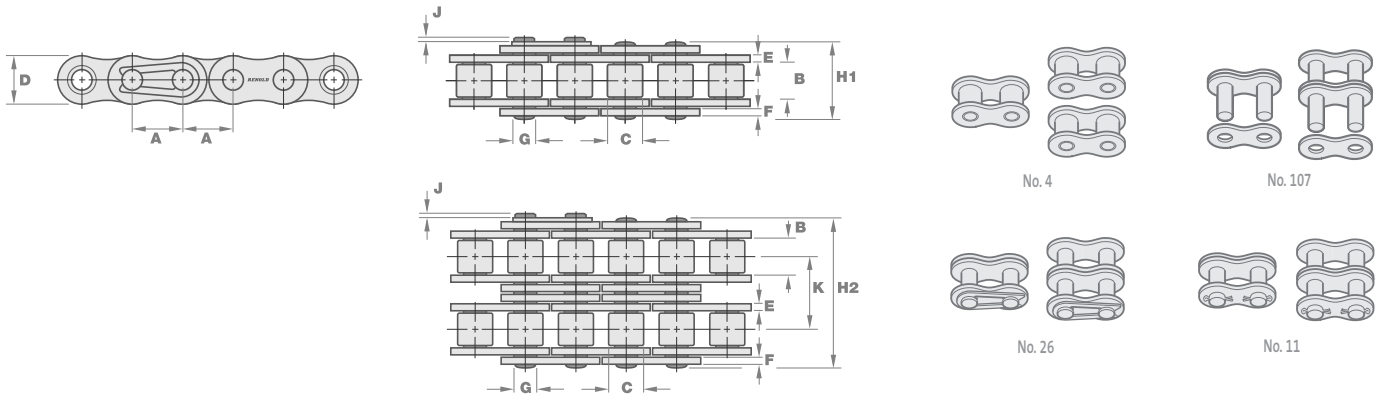
Renold standard Extended Bearing Pins - Type D

Dimensions (mm)

ANSI No.	Pitch (inch)	Pitch (mm)	Pin Diameter	Extension Length Max.	Pin Length Max.
	A	A	B	V	H
40	0.500	12.700	3.970	15.200	31.300
50	0.625	15.875	5.080	19.000	39.200
60	0.750	19.050	5.950	24.000	49.800
80	1.000	25.400	7.920	30.800	63.000



Renold Syno Stainless Steel



European BS Standard - Simplex

Dimensions (mm)

Connecting links

Renold Chain No.	ISO No.	Pitch (inch)	Pitch (mm)	Inside Width Min.	Roller Diam. Max.	Plate Height Max.	Inner Plate Thickness Max.	Outer Plate Thickness Max.	Pin Diam. Max.	Pin Length Max.	Conn Link Extension Max.	Transverse Pitch Nom	Tensile Strength Min.	Mass kg/m	No. 4	No. 107	No. 26	No. 11
		A	A	B	C	D	E	F	G	H1	J	K	(N)†					
110746	08B-1	0.500	12.700	7.750	8.510	11.700	1.810	1.550	3.970	16.90	1.500	-	12000	0.700	✓	✓	✓	-
110756	10B-1	0.625	15.875	9.650	10.160	14.600	2.040	2.040	4.450	20.40	2.400	-	14700	1.100	✓	-	-	✓
110766	12B-1	0.750	19.050	11.680	12.070	16.700	2.450	2.450	5.080	25.30	2.200	-	18700	1.500	✓	✓	-	✓
110788	16B-1	1.000	25.400	17.020	15.880	20.200	3.820	3.060	7.000	35.00	2.700	-	26500	2.500	✓	✓	-	✓

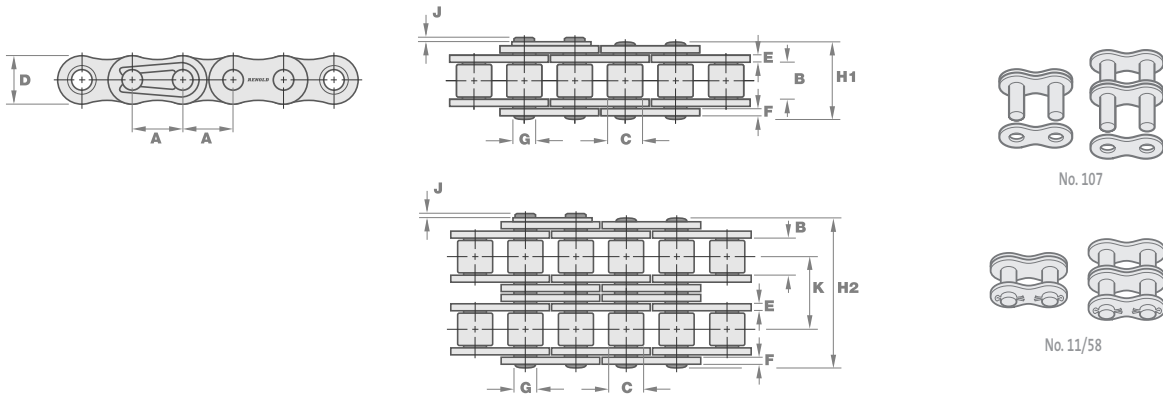
European BS duplex chain

Dimensions (mm)

		A	A	B	C	D	E	F	G	H2	J	K	(N)†					
114746	08B-2	0.500	12.700	7.750	8.510	11.700	1.810	1.550	3.970	30.800	1.500	13.920	23430	1.350	✓	✓	✓	-
114756	10B-2	0.625	15.875	9.650	10.160	14.600	2.040	2.040	4.450	37.000	2.400	16.590	29430	1.980	✓	✓	-	✓
114766	12B-2	0.750	19.050	11.680	12.070	16.700	2.450	2.450	5.080	44.800	2.200	19.460	37280	2.500	✓	✓	-	✓
114788	16B-2	1.000	25.400	17.020	15.880	20.200	3.820	3.060	7.000	66.800	2.800	31.880	53000	4.800	✓	✓	-	✓

Renold Chain products that are dimensionally in line with the ISO standard far exceed the stated ISO minimum tensile strength requirements. However Renold does not consider breaking load to be a key indicator of performance because it ignores the principal factors of wear and fatigue. In these areas, Renold products are designed to produce the best possible results and independent testing proves this. In this catalogue, where the ISO breaking load is quoted, it should be noted that we are stating that the Renold product conforms to the ISO minimum standard. Independent test results show that the minimum (many companies quote averages) breaking loads are far in excess of the ISO minimum. Where the quoted breaking load is not described as being the ISO minimum, the product has no relevant ISO standard. In this case, the breaking loads quoted are the minimum guaranteed. Triplex versions are available on request.

Renold Syno Polymer Bush



European BS simplex chain

Dimensions (mm)

Connecting links

Renold Chain No	ISO No	Pitch (inch)	Pitch (mm)	Inside Width Min.	Roller Diam. Max.	Plate Height Max.	Inner Plate Thickness Max.	Outer Plate Thickness Max.	Pin Diam. Max.	Pin Length Max.	Conn Link Extension Max.	Transverse Pitch Nom	Tensile Strength Min.	Mass kg/m	No. 107	No. 11	No. 58
		A	A	B	C	D	E	F	G	H1	J	K	(N)†				
520147	28B-1	1.750	44.450	30.990	27.940	37.080	7.620	6.350	12.710	64.200	6.800	-	200000	8.100	✓	✓	-
520166	32B-1	2.000	50.800	30.990	29.210	42.290	7.110	6.350	14.290	63.400	8.000	-	250000	9.000	✓	✓	-
520206	40B-1	2.500	63.500	39.300	39.370	52.960	8.130	8.130	16.850	78.200	9.500	-	355000	14.300	✓	✓	-

European BS duplex chain

Dimensions (mm)

		A	A	B	C	D	E	F	G	H2	J	K	(N)†				
524147	28B-2	1.750	44.450	30.990	27.940	37.080	7.620	6.350	12.710	123.700	6.800	59.560	360000	16.000	✓	✓	-
524166	32B-2	2.000	50.800	30.990	29.210	42.290	7.110	6.350	14.290	122.000	8.000	58.550	450000	17.900	✓	✓	-
524206	40B-2	2.500	63.500	39.300	39.370	52.960	8.130	8.130	19.850	150.500	9.500	72.290	694000	28.400	✓	✓	-

ANSI standard simplex chain

Dimensions (mm)

Connecting links

Renold Chain No	ISO No	Pitch (inch)	Pitch (mm)	Inside Width Min.	Roller Diam. Max.	Plate Height Max.	Inner Plate Thickness Max.	Outer Plate Thickness Max.	Pin Diam. Max.	Pin Length Max.	Conn Link Extension Max.	Transverse Pitch Nom	Tensile Strength Min.	Mass kg/m	No. 107	No. 11	No. 58
		A	A	B	C	D	E	F	G	H1	J	K	(N)†				
529123	120-1	1.500	38.100	25.500	22.230	36.200	4.800	4.800	11.110	49.300	5.300	-	125000	5.200	✓	✓	✓
529143	140-1	1.750	44.450	25.730	25.400	42.230	5.610	5.610	12.710	52.900	5.200	-	170000	6.750	✓	✓	✓
529163	160-1	2.000	50.800	31.550	28.580	48.260	6.350	6.350	14.290	63.100	6.500	-	223000	8.900	✓	✓	✓
529203	200-1	2.500	63.500	38.000	39.670	60.330	8.130	8.130	19.850	76.900	9.000	-	347000	14.550	✓	✓	✓

ANSI standard duplex chain

Dimensions (mm)

		A	A	B	C	D	E	F	G	H2	J	K	(N)†				
525123	120-2	1.500	38.100	25.230	22.230	36.200	4.800	4.800	11.110	94.700	5.300	45.440	250000	11.760	✓	✓	✓
525143	140-2	1.750	44.450	25.730	25.400	42.230	5.610	5.610	12.170	101.800	5.200	48.870	340000	15.500	✓	✓	✓
525163	160-2	2.000	50.800	31.550	28.580	48.260	6.350	6.350	14.290	121.600	6.500	58.550	446000	17.600	✓	✓	✓
525203	200-2	2.500	63.500	38.000	39.670	60.330	8.130	8.130	19.850	148.500	9.000	71.550	694000	-	✓	✓	✓

Renold Chain products that are dimensionally in line with the ISO standard far exceed the stated ISO minimum tensile strength requirements. However Renold does not consider breaking load to be a key indicator of performance because it ignores the principal factors of wear and fatigue. In these areas, Renold products are designed to produce the best possible results and independent testing proves this. In this catalogue, where the ISO breaking load is quoted, it should be noted that we are stating that the Renold product conforms to the ISO minimum standard. Independent test results show that the minimum (many companies quote averages) breaking loads are far in excess of the ISO minimum. Where the quoted breaking load is not described as being the ISO minimum, the product has no relevant ISO standard. In this case, the breaking loads quoted are the minimum guaranteed.

Renold Syno

Double Pitch Chain

Double Pitch Chain - Simplex

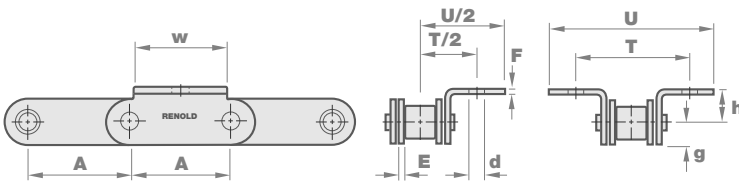
Dimensions (mm)

Connecting links

Renold Chain No.	ANSI No.	Pitch (inch)	Pitch (mm)	Inside Width Min.	Roller Diam. Max.	Plate Height Max.	Inner Plate Thickness Max.	Outer Plate Thickness Max.	Pin Diam. Max.	Pin Length Max.	Conn Link Extension Max.	Transverse Pitch Nom	Tensile Strength Min.	Mass kg/m	No. 4	No. 107	No. 26	No. 11	No. 12	No. 30
		A	A	B	C	D	E	F	G	H1	J	K	(N)†							
113440	C2040	1.000	25.400	7.850	7.920	11.800	1.550	1.550	3.970	16.400	1.900	-	14100	0.490	✓	✓	✓	✓	✓	✓
113450	C2050	1.250	31.750	9.400	10.160	15.000	2.040	2.040	5.080	20.400	2.500	-	22200	0.840	✓	✓	✓	✓	✓	✓
113460	C2060	1.500	38.100	12.570	11.910	17.800	3.230	3.230	5.950	28.600	2.500	-	31800	1.500	✓	✓	✓	✓	✓	✓
113480	C2080	2.000	50.800	15.750	15.880	22.600	4.050	4.050	7.930	35.800	3.100	-	56700	2.400	✓	✓	-	✓	✓	✓

Renold Syno

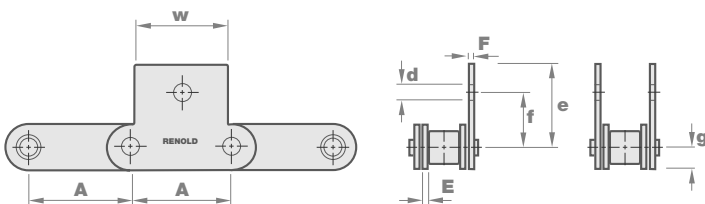
ANSI Attachments



ANSI Double Pitch K1 attachments

Dimensions (mm)

		A	A	E	F	T	U	d	g	h	w
113040	C2040	1.000	25.400	1.550	1.550	25.400	40.600	3.500	5.750	9.100	23.800
113050	C2050	1.250	31.750	2.040	2.040	31.800	48.900	5.500	7.400	11.100	25.400
113560	C2060	1.500	38.100	3.230	3.230	42.800	61.600	5.500	8.800	14.700	28.600
113480	C2080	2.000	50.800	4.050	4.050	55.600	80.000	6.800	10.300	19.100	40.000



ANSI Double Pitch M1 attachments

Dimensions (mm)

		A	A	E	F	d	e	f	g	w
113040	C2040	1.000	25.400	1.550	1.550	3.500	20.900	11.100	5.750	23.800
113050	C2050	1.250	31.750	2.040	2.040	5.500	24.900	14.300	7.400	25.400
113560	C2060	1.500	38.100	3.230	3.230	5.500	30.200	19.000	8.800	28.600
113480	C2080	2.000	50.800	4.050	4.050	6.800	40.000	22.200	10.300	40.000

Australia**Melbourne (Victoria)**

Tel: + 61 (0) 3 9262 3333
Fax: + 61 (0) 3 9561 8561
e-mail: melsmg@renold.com.au

*also at: Sydney, Brisbane, Adelaide, Perth,
Newcastle, Wollongong, Townsville*

Austria**Vienna**

Tel: + 43 (0) 1 330 3484
Fax: + 43 (0) 1 330 3484-5
e-mail: office@renold.at

*also at: Kiskörös (Hungary),
Jaroslavice (Czech Republic)*

Belgium**Brussels**

Tel: + 32 (0) 2 201 1262
Fax: + 32 (0) 2 203 2210
e-mail: info@renold.be

Canada**Brantford (Ontario)**

Tel: + 1 519 756 6118
Fax: + 1 519 756 1767
e-mail: inquiry@renoldcanada.com

also at: Montreal

China**Shanghai**

Tel: + 21 5046 2696
Fax: + 21 5046 2695
e-mail: sales@renold.cn

France**Seclin**

Tel: + 33 (0) 320 16 29 29
Fax: + 33 (0) 320 16 29 00
e-mail: contact@brampton-renold.com

Germany**Einbeck**

Tel: + 49 (0) 5562 810
Fax: + 49 (0) 5562 81130
e-mail: info@renold.de

*also at: Bielefeld, Düsseldorf,
Kornwestheim*

Malaysia**Selangor Darul Ehsan**

Tel: + 60 3-5122 7880
Fax: + 60 3-5122 7881
e-mail: sales@renoldmalaysia.com

also at: Johor Bharu, Ipoh, Penang

Netherlands**Amsterdam**

Tel: + 31 (0)20 6146661
Fax: + 31 (0)20 6146391
e-mail: info@renold.nl

New Zealand**Auckland**

Tel: + 64 9828 5018
Fax: + 64 9828 5019
e-mail: aksales@renold.co.nz

also at: Christchurch

Philippines**Paranaque City**

Tel: + 63 2 829 6086
Fax: + 63 2 826 5211

Russia**Moscow**

Tel: + 7 926 220 6544

Scandinavia**Brøndby (Copenhagen)**

Tel: + 45 43 45 26 11
Fax: + 45 43 45 65 92
e-mail: infor@renold.com

Singapore

Tel: + 65 6760 2422
Fax: + 65 6760 1507
e-mail: sales@renold.sg

South Africa**Benoni (Johannesburg)**

Tel: + 27 11 747 9500
Fax: + 27 11 747 9505
e-mail: sales@renold.co.za

*also at: Richards Bay,
Port Elizabeth, Cape Town*

Switzerland**Dübendorf (Zürich)**

Tel: + 41 (0) 44 824 8484
Fax: + 41 (0) 44 824 8411
e-mail: duebendorf@renold.com

also at: Crissier (Lausanne)

UK**Burton upon Trent**

Tel: + 44 (0) 1283 512940
Fax: + 44 (0) 1283 512628
e-mail: ukchain@renold.com

USA**Morristown TN**

Tel: + 1 800 251 9012
Fax: + 1 423 581 2399
e-mail: sales@renoldjeffrey.com

*For other country distributors please contact
Renold UK.*

*Whilst all reasonable care in compiling the
information contained in this brochure is taken,
no responsibility is accepted for printing errors.*

*All information contained in this brochure is
subject to change after the date of publication.*

© Renold Power Transmission 2006.
Ref: REN33 / ENG / 07.06

RENOLD
Superior Chain Technology